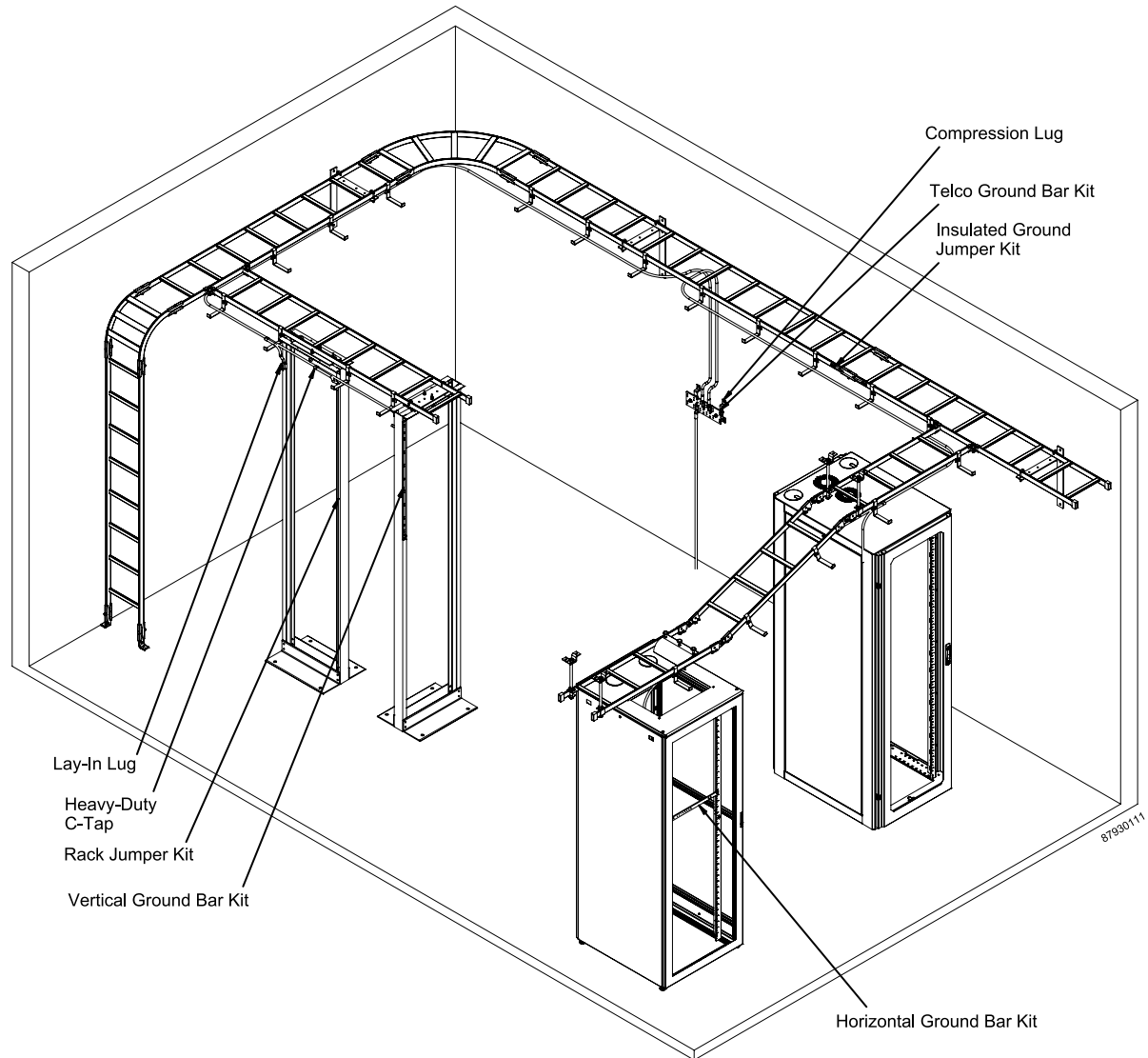


BONDING AND GROUNDING OVERVIEW



INDUSTRY STANDARDS

Ground Bar Kits:

UL 467 Listed
cUL Listed per CSA C22.2 No. 41
File No. E319377

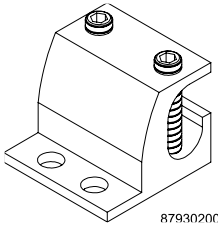
APPLICATION

These components meet open frame rack and cabinet bonding and grounding requirements for telecommunication room and server room applications.

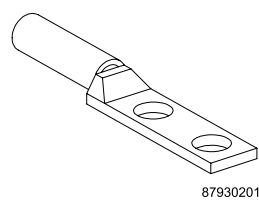
FEATURES

- Components specially designed to efficiently facilitate reliable connections
- Enable system to meet equipment manufacturer grounding requirements
- Components fit EIA 310-D-rated open frame racks

LAY-IN LUG



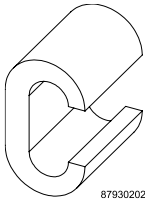
COMPRESSION LUGS



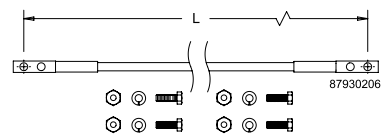
Compression lugs terminate copper or tinned-copper conductors for connection to busbars, cabinets, racks, and cable runway. Color-coded by conductor size. Made of electroplated, tinned copper. Require two screws (not included).

BULLETIN: DBG

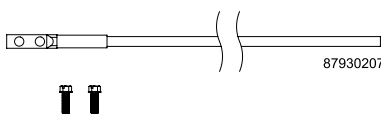
HEAVY-DUTY C-TAPS



INSULATED GROUND JUMPER KIT



RACK JUMPER KIT



Dual-rated, UL486B listed lay-in lug bonds end of cable securely to rack. Made of electroplated 6061-T6 aluminum. Requires 3/16-in. hex key (not included).

BULLETIN: DBG

Catalog Number	For Cable Size Range	Size (in.)	Size (mm)	Pkg. Qty.
DGLG	#14 AWG to 2/0	1.75 x 1.50	44 x 38	10

Catalog Number	Cable Size (#)	On-Center Dimension Between Holes	Required Screw Size	Color Code	Pkg. Qty.
DGCL61	6	.625	1/4	Blue	10
DGCL62	6	1.00	3/8	Blue	10
DGCL21	2	.625	1/4	Brown	10
DGCL22	2	1.00	3/8	Brown	10
DGCL201	2/0	1.00	3/8	Black	10
DGCL402	4/0	1.00	3/8	Purple	10

C-Taps splice two stranded or solid connectors together. Made of copper. Require a crimping tool (not included) to correctly tighten C-Taps around connectors.

BULLETIN: DBG

Catalog Number	Conductor Run	Conductor Tap	Pkg. Qty.
DGT1	#2 stranded or solid	#4 stranded, #8 solid	10
DGT2	#2 stranded or solid	#2 stranded or solid	10

Fastens across splices to provide a secure ground between sections of ladder rack. Made of #6 AWG x 7 strand wire with green THW insulation and two-hole compression lugs mounted on each end. Includes fasteners.

BULLETIN: DBG

Catalog Number	Conductor Type	L (in.)	L (mm)
DGJ	#6-7 Stranded	12.00	305

cULus requires 2 kits per splice on all painted ladder sections

Grounds rack or cabinet to common bonding network under floor or overhead. Made of #6 AWG x 7 strand wire with green THW insulation and two-hole compression lug mounted on one end. Includes fasteners.

BULLETIN: DBG

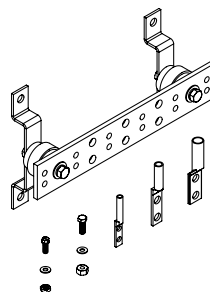
Catalog Number	Conductor Type	Length (ft.)	Length (m)
DGRJ	#6-7 stranded	9	2.7

TELECOMMUNICATIONS GROUND BAR KITS

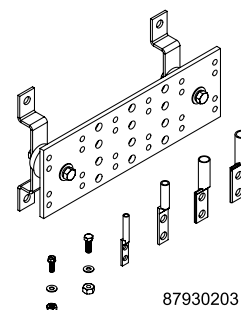
Provide a convenient central location for connecting grounds from telecommunications equipment, computers, and other network equipment. Made of copper. Kits include ground bar with two mounting brackets, an assortment of connectors, and a tube of antioxidant.

BULLETIN: DBG

2-inch Wide Bar



4-inch Wide Bar



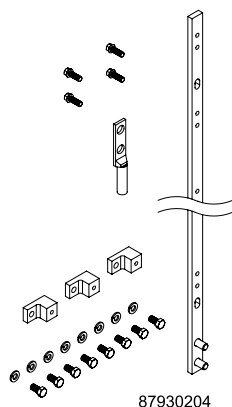
87930203

Standard Product

Catalog Number	Bar Size in./mm	No. of 5/16-in. Hole Sets	No. of 7/16-in. Hole Sets	#6 Wire Size (DGCL61)*	#2 Wire Size (DGCL22)*	#2/0 Wire Size (DGCL201)*	#4/0 Wire Size (DGCL402)*
DGTB212	2.00 x 12.00 x .25 51 x 305 x 6	6	3	6 lugs	3 lugs	1 lug	0 lugs
DGTB216	2.00 x 16.00 x .25 51 x 406 x 6	8	3	6 lugs	3 lugs	1 lug	0 lugs
DGTB412	4.00 x 12.00 x .25 102 x 305 x 6	12	6	6 lugs	3 lugs	1 lug	1 lug
DGTB420	4.00 x 20.00 x .25 102 x 508 x 6	24	6	6 lugs	3 lugs	1 lug	1 lug

* Number of compression lugs included with Ground Bar Kits

VERTICAL GROUND BAR KITS



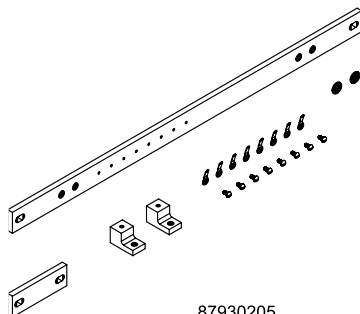
87930204

Mount vertically on rack, providing a convenient place to connect equipment grounds. Made of electrolytic tough-pitch 110 copper alloy. Kits include ground bar with compression lug for #2 wire, connection hardware, and mounting hardware.

BULLETIN: DBG

Catalog Number	Bar Size (in.)	Bar Size (mm)
DG36	36.00 x .625 x .25	914 x 16 x 6
DG72	72.00 x .625 x .25	1829 x 16 x 6

HORIZONTAL GROUND BAR KITS



87930205

Mount horizontally on rack, providing a convenient place to connect equipment grounds. Made of electrolytic tough-pitch 110 copper alloy. Kits include ground bar with mounting hardware, eight #6-32 x 14 machine screws, and eight #6 ring terminals.

BULLETIN: DBG

Catalog Number	Bar Size (in.)	Bar Size (mm)
DG19	1.00 x 19.25 x .25	25 x 489 x 6
DG23	1.00 x 23.25 x .25	25 x 591 x 6

Notes